

Luminaire Photograph



Light Output Ratio:	87.2%	
Luminaire Power:	8.235 W	
SHR Nominal:	0.75	Calculated using the TM5
SHR Maximum:	0.75	fine grid method.

C Range: 0 - 360DEG
C Interval: 30.0DEG
Test Speed: HIGH
Temperature: 25.3 °C
Operators: zoe
Test Date: 2024-9-11

Range: 0 - 180DEG
Interval: 1.0DEG
Test System: EVERFINE GO-SPEX500_V1 SYSTEM V2.00.461
Humidity: 65.0%
Test Distance: 3.160m [K=1.0000]
Remarks: LAMP: BXRH-30G06T0-C-83 Ra:90
LENS: PM-1084C 50R
DRIVER: SC30W150-700CG-4 200mA
30minutes warm-up

LUMINOUS INTENSITY DISTRIBUTION DIAGRAM

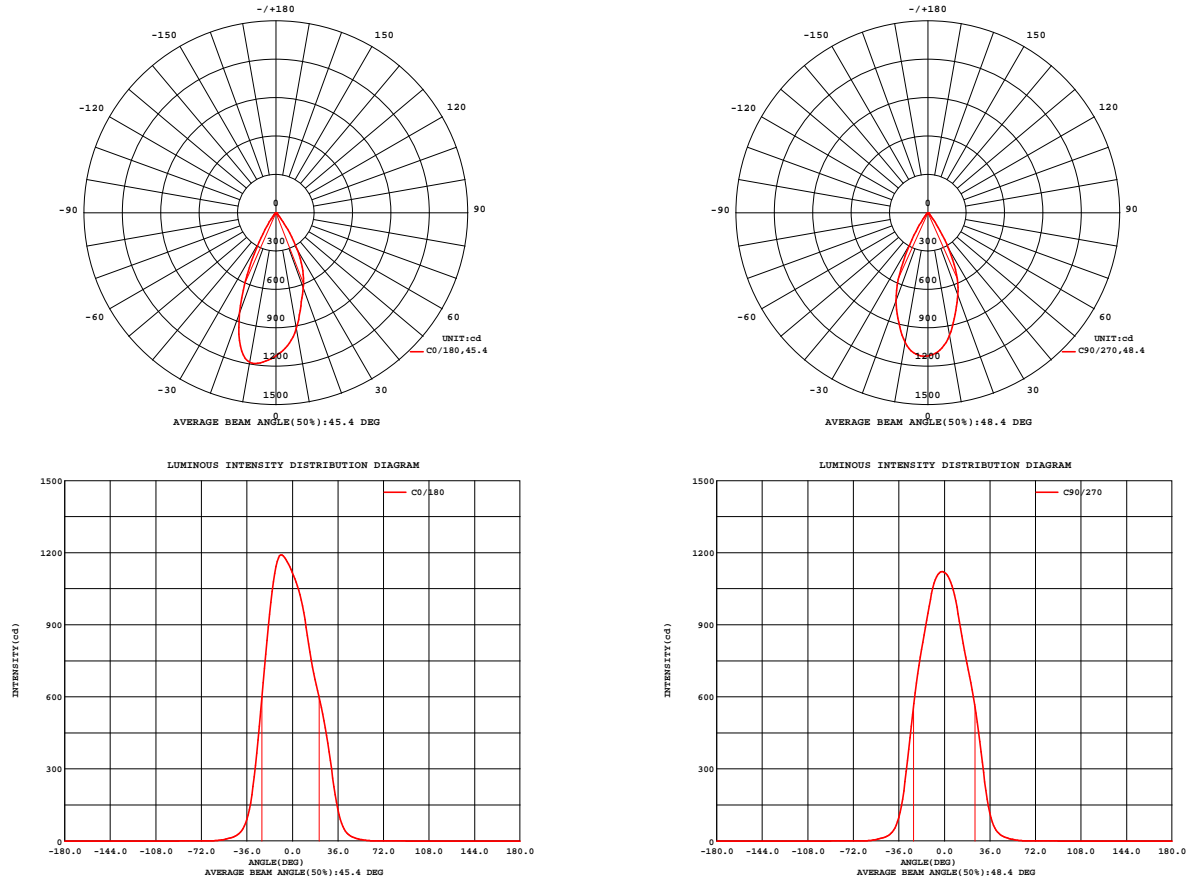


Fig. C0/C180

Fig. C90/C270

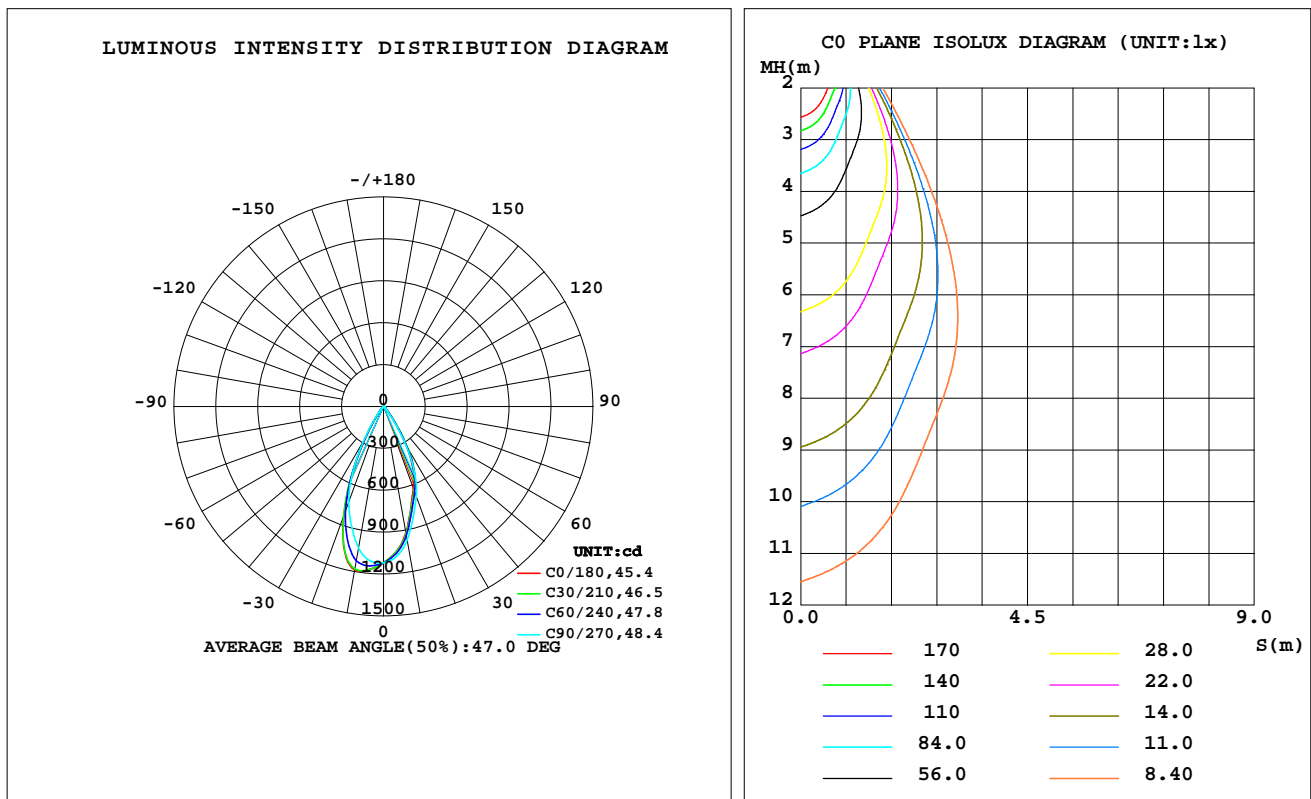
C Range: 0 - 360DEG
C Interval: 30.0DEG
Test Speed: HIGH
Temperature: 25.3 °C
Operators: zoe
Test Date: 2024-9-11

Range: 0 - 180DEG
Interval: 1.0DEG
Test System: EVERFINE GO-SPEX500_V1 SYSTEM V2.00.461
Humidity: 65.0%
Test Distance: 3.160m [K=1.0000]
Remarks: LAMP: BXRH-30G06T0-C-83 Ra: 90
LENS: PM-1084C 50R
DRIVER: SC30W150-700CG-4 200mA
30minutes warm-up

LUMINAIRE PHOTOMETRIC TEST REPORT

Test:U:220.17V I:0.0402A P:8.2347W PF:0.9270 Freq:49.99Hz Lamp Flux:802.29x1 lm		
NAME: 2319.226-UA-200	TYPE:	WEIGHT:
SPEC.: 3000K	DIM.:	SERIAL No.: 2409111194
MFR.: RISE	SUR.: 0.00113354m2	Shielding Angle:

DATA OF LAMP		PHOTOMETRIC DATA Eff: 84.94 lm/W			
MODEL	Brideglux	I _{max} (cd)	1190	S/MH(C0/180)	0.73
NOMINAL POWER(W)	8	LOR(%)	87.2	S/MH(C90/270)	0.74
RATED VOLTAGE(V)	220	TOTAL FLUX(lm)	699.47	UP,DN(C0-180)	0.0,43.2
NOMINAL FLUX(lm)	802.29	CIE CLASS	DIRECT	UP,DN(C180-360)	0.0,44.0
LAMPS INSIDE	1	up(%)	0.0	CIBSE SHR NOM	0.75
TEST VOLTAGE(V)	220	down(%)	87.2	CIBSE SHR MAX	0.75



C Range: 0 - 360DEG
C Interval: 30.0DEG
Test Speed: HIGH
Temperature:25.3℃
Operators:zoe
Test Date:2024-9-11

Range: 0 - 180DEG
Interval: 1.0DEG
Test System:EVERFINE GO-SPEX500_V1 SYSTEM V2.00.461
Humidity:65.0%
Test Distance:3.160m [K=1.0000]
Remarks: LAMP:BXRH-30G06T0-C-83 Ra:90
LENS:PM-1084C 50R
DRIVER:SC30W150-700CG-4 200mA
30minutes warm-up

ZONAL FLUX DIAGRAM

ZONAL FLUX DIAGRAM:

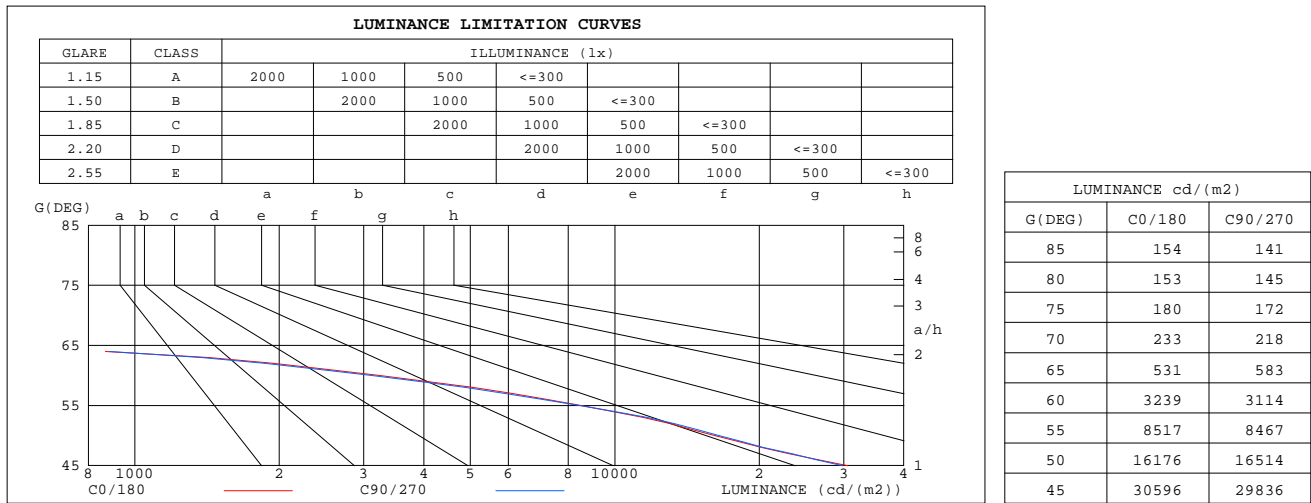
	C0	C45	C90	C135	C180	C225	C270	C315		zone	total	%lum,lamp
10	921.2	933.4	973.2	1079	1187	1152	1031	948.6	0- 10	102.8	102.8	14.7,12.8
20	626.1	648.4	685.9	759.8	834.4	818.0	731.0	657.8	10- 20	245.3	348.1	49.8,43.4
30	335.4	354.8	328.0	290.5	267.5	269.4	289.6	320.4	20- 30	235.8	583.9	83.5,72.8
40	60.74	61.73	54.14	47.71	43.60	41.14	45.49	53.45	30- 40	90.88	674.7	96.5,84.1
50	11.75	12.06	12.05	11.62	10.84	10.39	10.73	11.29	40- 50	19.10	693.8	99.2,86.5
60	1.831	1.833	1.767	1.772	1.834	1.740	1.566	1.640	50- 60	5.077	698.9	99.9,87.1
70	0.0899	0.0849	0.0847	0.0800	0.0735	0.0683	0.0707	0.0762	60- 70	0.4989	699.4	100,87.2
80	0.0300	0.0231	0.0285	0.0225	0.0260	0.0197	0.0240	0.0222	70- 80	0.0492	699.5	100,87.2
90	0	0	0	0	0	0	0	0	80- 90	0.0124	699.5	100,87.2
100	0	0	0	0	0	0	0	0	90-100	0	699.5	100,87.2
110	0	0	0	0	0	0	0	0	100-110	0	699.5	100,87.2
120	0	0	0	0	0	0	0	0	110-120	0	699.5	100,87.2
130	0	0	0	0	0	0	0	0	120-130	0	699.5	100,87.2
140	0	0	0	0	0	0	0	0	130-140	0	699.5	100,87.2
150	0	0	0	0	0	0	0	0	140-150	0	699.5	100,87.2
160	0	0	0	0	0	0	0	0	150-160	0	699.5	100,87.2
170	0	0	0	0	0	0	0	0	160-170	0	699.5	100,87.2
180	0	0	0	0	0	0	0	0	170-180	0	699.5	100,87.2
DEG	LUMINOUS INTENSITY:cd									UNIT:lm		

C Range: 0 - 360DEG
C Interval: 30.0DEG
Test Speed: HIGH
Temperature:25.3℃
Operators:zoe
Test Date:2024-9-11

Range: 0 - 180DEG
Interval: 1.0DEG
Test System:EVERFINE GO-SPEX500_V1 SYSTEM V2.00.461
Humidity:65.0%
Test Distance:3.160m [K=1.0000]
Remarks: LAMP:BXRH-30G06T0-C-83 Ra:90
LENS:PM-1084C 50R
DRIVER:SC30W150-700CG-4 200mA
30minutes warm-up

LUMINANCE LIMITATION CURVES

Test:U:220.17V I:0.0402A P:8.2347W PF:0.9270 Freq:49.99Hz Lamp Flux:802.29x1 lm		
NAME: 2319.226-UA-200	TYPE:	WEIGHT:
SPEC.: 3000K	DIM.:	SERIAL No.: 2409111194
MFR.: RISE	SUR.: 0.00113354m2	Shielding Angle:



C Range: 0 - 360DEG
C Interval: 30.0DEG
Test Speed: HIGH
Temperature:25.3℃
Operators:zoe
Test Date:2024-9-11

Range: 0 - 180DEG
Interval: 1.0DEG
Test System:EVERFINE GO-SPEX500_V1 SYSTEM V2.00.461
Humidity:65.0%
Test Distance:3.160m [K=1.0000]
Remarks: LAMP:BXRH-30G06T0-C-83 Ra:90
LENS:PM-1084C 50R
DRIVER:SC30W150-700CG-4 200mA
30minutes warm-up



CU AND LUMINAIRE BUDGETARY ESTIMATE DIAGRAM

Test:U:220.17V I:0.0402A P:8.2347W PF:0.9270 Freq:49.99Hz
Lamp Flux:802.29x1 lm

NAME: 2319.226-UA-200

TYPE:

WEIGHT:

SPEC.: 3000K

DIM.:

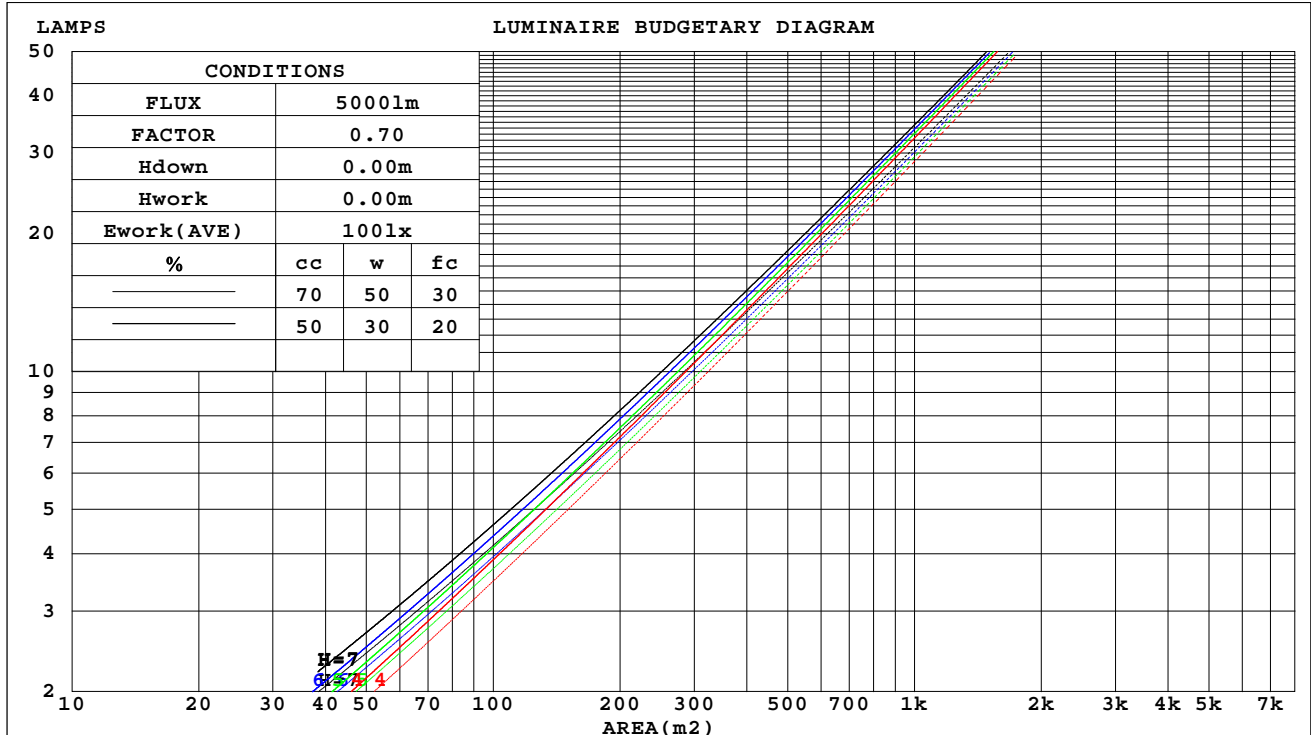
SERIAL No.: 2409111194

MFR.: RISE

SUR.: 0.00113354m2

Shielding Angle:

cc	80%			70%			50%			30%			10%			0	
w	50%	30%	10%	50%	30%	10%	50%	30%	10%	50%	30%	10%	50%	30%	10%	0	
fc	20%			20%			20%			20%			20%			0	
RCR	RCR:Room Cavity Ratio						Coefficients of Utilization(CU)										
0.0	1.04	1.04	1.04	1.01	1.01	1.01	.97	.97	.97	.93	.93	.93	.89	.89	.89	.87	
1.0	.97	.95	.93	.95	.94	.92	.92	.90	.89	.89	.87	.86	.86	.85	.84	.82	
2.0	.91	.88	.85	.90	.87	.84	.87	.85	.83	.84	.82	.81	.82	.80	.79	.78	
3.0	.86	.82	.79	.85	.81	.78	.82	.79	.77	.80	.78	.76	.78	.76	.75	.73	
4.0	.81	.77	.73	.80	.76	.73	.78	.75	.72	.76	.74	.71	.75	.72	.70	.69	
5.0	.77	.72	.69	.76	.71	.68	.74	.70	.68	.73	.70	.67	.71	.69	.66	.65	
6.0	.72	.68	.64	.72	.67	.64	.71	.67	.64	.69	.66	.63	.68	.65	.63	.62	
7.0	.69	.64	.61	.68	.64	.61	.67	.63	.60	.66	.63	.60	.65	.62	.60	.59	
8.0	.65	.61	.57	.65	.60	.57	.64	.60	.57	.63	.60	.57	.62	.59	.57	.56	
9.0	.62	.58	.54	.62	.57	.54	.61	.57	.54	.60	.57	.54	.60	.56	.54	.53	
10.0	.59	.55	.52	.59	.55	.52	.58	.54	.52	.58	.54	.51	.57	.54	.51	.50	



C Range: 0 - 360DEG
C Interval: 30.0DEG
Test Speed: HIGH
Temperature:25.3℃
Operators:zoe
Test Date:2024-9-11

Range: 0 - 180DEG
Interval: 1.0DEG
Test System:EVERFINE GO-SPEX500_V1 SYSTEM V2.00.461
Humidity:65.0%
Test Distance:3.160m [K=1.0000]
Remarks: LAMP:BXRH-30G06T0-C-83 Ra:90
LENS:PM-1084C 50R
DRIVER:SC30W150-700CG-4 200mA
30minutes warm-up

WEC AND CCEC

Test:U:220.17V I:0.0402A P:8.2347W PF:0.9270 Freq:49.99Hz Lamp Flux:802.29x1 lm		
NAME: 2319.226-UA-200	TYPE:	WEIGHT:
SPEC.: 3000K	DIM.:	SERIAL No.: 2409111194
MFR.: RISE	SUR.: 0.00113354m2	Shielding Angle:

cc	80%			70%			50%			30%			10%			0	
w	50%	30%	10%	50%	30%	10%	50%	30%	10%	50%	30%	10%	50%	30%	10%	0	
fc	20%			20%			20%			20%			20%			0	
RCR	RCR:Room Cavity Ratio						Wall Exitance Coefficients(WEC)										
0.0																	
1.0	.143	.081	.026	.137	.078	.025	.126	.072	.023	.116	.067	.021	.107	.062	.020		
2.0	.136	.074	.023	.131	.072	.022	.122	.068	.021	.113	.064	.020	.106	.060	.019		
3.0	.129	.069	.021	.125	.067	.020	.117	.063	.019	.110	.060	.018	.103	.057	.018		
4.0	.122	.064	.019	.119	.062	.018	.112	.060	.018	.106	.057	.017	.100	.055	.017		
5.0	.117	.059	.017	.114	.058	.017	.108	.056	.017	.103	.054	.016	.098	.052	.016		
6.0	.111	.056	.016	.109	.055	.016	.104	.053	.015	.099	.051	.015	.095	.050	.015		
7.0	.107	.053	.015	.104	.052	.015	.100	.050	.015	.096	.049	.014	.092	.048	.014		
8.0	.102	.050	.014	.100	.049	.014	.096	.048	.014	.092	.047	.014	.089	.046	.013		
9.0	.098	.047	.013	.096	.047	.013	.093	.046	.013	.089	.045	.013	.086	.044	.013		
10.0	.094	.045	.013	.093	.045	.012	.089	.044	.012	.086	.043	.012	.084	.042	.012		

cc	80%			70%			50%			30%			10%			0
w	50%	30%	10%	50%	30%	10%	50%	30%	10%	50%	30%	10%	50%	30%	10%	0
fc	20%			20%			20%			20%			20%			0
RCR	RCR:Room Cavity Ratio			Ceiling Cavity Exitance Coefficients(CCEC)												
0.0	.166	.166	.166	.142	.142	.142	.097	.097	.097	.056	.056	.056	.018	.018	.018	
1.0	.148	.137	.127	.127	.118	.109	.087	.081	.076	.050	.047	.044	.016	.015	.014	
2.0	.134	.116	.100	.115	.099	.086	.079	.069	.060	.045	.040	.035	.015	.013	.011	
3.0	.123	.099	.080	.105	.085	.069	.072	.059	.049	.042	.035	.029	.013	.011	.009	
4.0	.113	.086	.065	.097	.074	.056	.067	.052	.040	.039	.030	.024	.012	.010	.008	
5.0	.105	.076	.054	.091	.065	.047	.062	.046	.033	.036	.027	.020	.012	.009	.006	
6.0	.099	.067	.045	.085	.058	.039	.059	.041	.028	.034	.024	.016	.011	.008	.005	
7.0	.093	.061	.038	.080	.053	.033	.055	.037	.024	.032	.022	.014	.010	.007	.005	
8.0	.088	.055	.033	.076	.048	.028	.052	.034	.020	.030	.020	.012	.010	.006	.004	
9.0	.083	.050	.028	.072	.044	.025	.050	.031	.018	.029	.018	.010	.009	.006	.003	
10.0	.079	.047	.025	.068	.040	.022	.047	.028	.015	.028	.017	.009	.009	.006	.003	

C Range: 0 - 360DEG
C Interval: 30.0DEG
Test Speed: HIGH
Temperature:25.3℃
Operators:zoe
Test Date:2024-9-11

Range: 0 - 180DEG
Interval: 1.0DEG
Test System:EVERFINE GO-SPEX500_V1 SYSTEM V2.00.461
Humidity:65.0%
Test Distance:3.160m [K=1.0000]
Remarks: LAMP:BXRH-30G06T0-C-83 Ra:90
LENS:PM-1084C 50R
DRIVER:SC30W150-700CG-4 200mA
30minutes warm-up

UGR(Unified Glare Rating) Table

Test:U:220.17V I:0.0402A P:8.2347W PF:0.9270 Freq:49.99Hz Lamp Flux:802.29x1 lm										
NAME: 2319.226-UA-200					TYPE:			WEIGHT:		
SPEC.: 3000K					DIM.:			SERIAL No.: 2409111194		
MFR.: RISE					SUR.: 0.00113354m2			Shielding Angle:		
ceiling/cavity	0.7	0.7	0.5	0.5	0.3	0.7	0.7	0.5	0.5	0.3
walls	0.5	0.3	0.5	0.3	0.3	0.5	0.3	0.5	0.3	0.3
working plane	0.2	0.2	0.2	0.2	0.2	0.2	0.2	0.2	0.2	0.2
Room dimensions	Viewed crosswise					Viewed endwise				
x = 2H y = 2H	21.4	22.3	21.6	22.4	22.6	20.9	21.8	21.1	21.9	22.1
3H	21.2	22.0	21.5	22.2	22.4	20.7	21.5	21.0	21.7	21.9
4H	21.2	21.9	21.4	22.1	22.3	20.6	21.4	20.9	21.6	21.8
6H	21.1	21.8	21.4	22.0	22.3	20.6	21.3	20.9	21.5	21.7
8H	21.0	21.7	21.3	21.9	22.2	20.5	21.2	20.8	21.4	21.7
12H	21.0	21.6	21.3	21.9	22.2	20.5	21.1	20.8	21.4	21.7
4H 2H	21.2	21.9	21.4	22.1	22.3	20.7	21.4	20.9	21.6	21.8
3H	21.0	21.6	21.3	21.9	22.2	20.5	21.1	20.8	21.4	21.7
4H	20.9	21.5	21.2	21.8	22.1	20.4	21.0	20.7	21.3	21.6
6H	20.8	21.3	21.2	21.6	22.0	20.3	20.8	20.7	21.1	21.5
8H	20.7	21.2	21.1	21.6	21.9	20.2	20.7	20.6	21.1	21.4
12H	20.7	21.1	21.1	21.5	21.9	20.2	20.6	20.6	21.0	21.4
8H 4H	20.7	21.2	21.1	21.6	21.9	20.2	20.7	20.6	21.1	21.4
6H	20.6	21.0	21.1	21.4	21.8	20.1	20.5	20.6	20.9	21.3
8H	20.6	20.9	21.0	21.3	21.8	20.1	20.4	20.5	20.8	21.3
12H	20.5	20.8	21.0	21.3	21.7	20.0	20.3	20.5	20.8	21.2
12H 4H	20.7	21.1	21.1	21.5	21.9	20.2	20.6	20.6	21.0	21.4
6H	20.6	20.9	21.0	21.3	21.8	20.1	20.4	20.5	20.8	21.3
8H	20.5	20.8	21.0	21.3	21.7	20.0	20.3	20.5	20.8	21.2
Variations with the observer position at spacings(CIE Pub.117):										
S = 1.0H	+ 3.7 / -12.8					+ 3.5 / -12.3				
1.5H	+ 5.9 / - 9.0					+ 5.6 / - 8.4				
2.0H	+ 5.9 / -15.1					+ 5.7 / -15.2				

CIE Pub.117, 802.3 lm Total Lamp Luminous Flux Correct (8log(F/F0) = -0.8)
Area: 0.00113354 m2

C Range: 0 - 360DEG
C Interval: 30.0DEG
Test Speed: HIGH
Temperature:25.3℃
Operators:zoe
Test Date:2024-9-11

Range: 0 - 180DEG
Interval: 1.0DEG
Test System:EVERFINE GO-SPEX500_V1 SYSTEM V2.00.461
Humidity:65.0%
Test Distance:3.160m [K=1.0000]
Remarks: LAMP:BXRH-30G06T0-C-83 Ra:90
LENS:PM-1084C 50R
DRIVER:SC30W150-700CG-4 200mA
30minutes warm-up

UTILIZATION FACTORS TABLE

Test:U:220.17V I:0.0402A P:8.2347W PF:0.9270 Freq:49.99Hz Lamp Flux:802.29x1 lm		
NAME: 2319.226-UA-200	TYPE:	WEIGHT:
SPEC.: 3000K	DIM.:	SERIAL No.: 2409111194
MFR.: RISE	SUR.: 0.00113354m2	Shielding Angle:

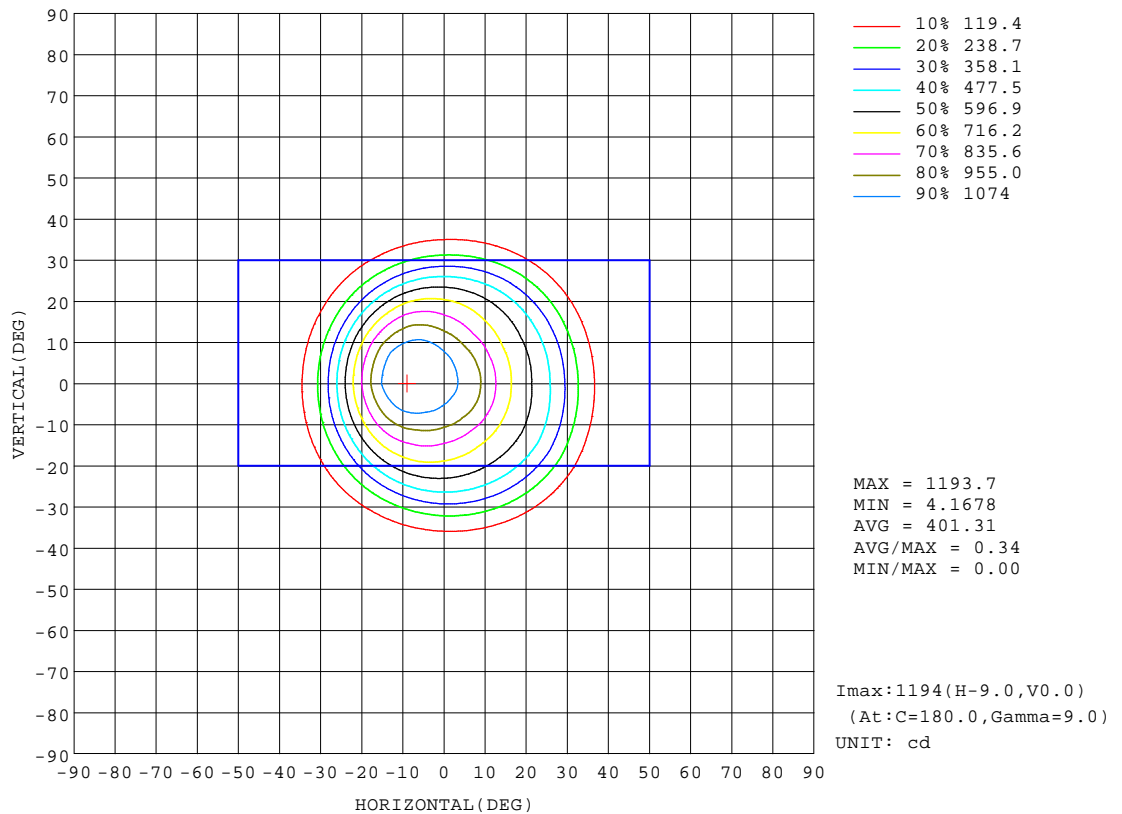
REFLECTANCE										
Ceiling	0.8	0.8	0.8	0.7	0.7	0.7	0.5	0.5	0.5	0
Walls	0.7	0.5	0.3	0.7	0.5	0.3	0.7	0.5	0.3	0
Working plane	0.2	0.2	0.2	0.2	0.2	0.2	0.2	0.2	0.2	0
ROOM INDEX	UTILIZATION FACTORS(PERCENT) $k(RI) \times RCR = 5$									
k = 0.60	78	73	70	77	72	69	77	72	69	66
0.80	84	79	76	84	79	76	83	79	76	73
1.00	88	83	80	87	83	80	86	83	80	76
1.25	91	87	84	90	86	84	88	85	83	79
1.50	93	89	87	92	89	86	90	87	85	82
2.00	95	92	89	94	91	89	92	89	87	83
2.50	97	94	91	95	93	90	93	90	89	84
3.00	98	95	93	96	94	92	94	92	90	85
4.00	100	97	96	98	96	94	95	93	92	86
5.00	101	99	97	99	97	96	95	94	93	87
ROOM INDEX	UF(total)									Direct
According to DIN EN 13032-2 2004			Suspended					SHRNOM = 1.25		

C Range: 0 - 360DEG
C Interval: 30.0DEG
Test Speed: HIGH
Temperature:25.3℃
Operators:zoe
Test Date:2024-9-11

Range: 0 - 180DEG
Interval: 1.0DEG
Test System:EVERFINE GO-SPEX500_V1 SYSTEM V2.00.461
Humidity:65.0%
Test Distance:3.160m [K=1.0000]
Remarks: LAMP:BXRH-30G06T0-C-83 Ra:90
LENS:PM-1084C 50R
DRIVER:SC30W150-700CG-4 200mA
30minutes warm-up

ISOCANDELA DIAGRAM

Test:U:220.17V I:0.0402A P:8.2347W PF:0.9270 Freq:49.99Hz Lamp Flux:802.29x1 lm		
NAME: 2319.226-UA-200	TYPE:	WEIGHT:
SPEC.: 3000K	DIM.:	SERIAL No.: 2409111194
MFR.: RISE	SUR.: 0.00113354m2	Shielding Angle:

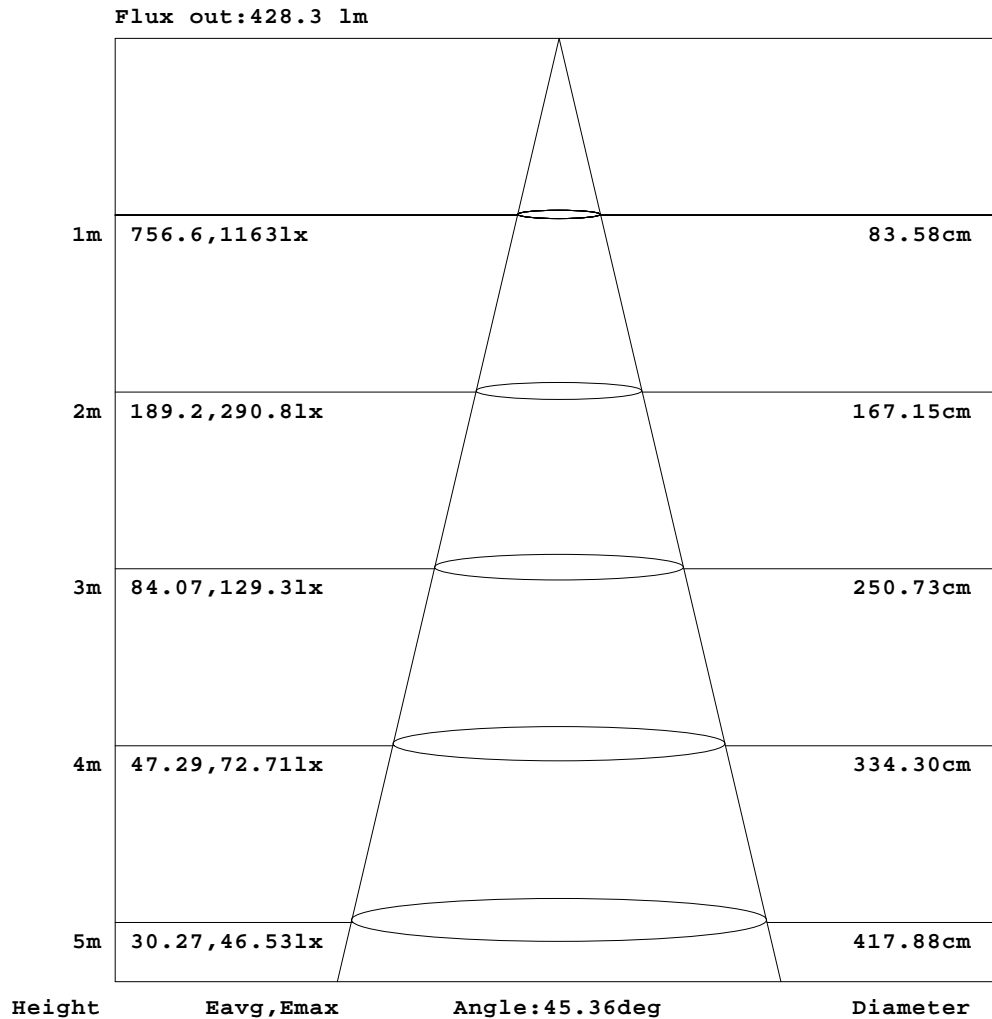


C Range: 0 - 360DEG
C Interval: 30.0DEG
Test Speed: HIGH
Temperature:25.3℃
Operators:zoe
Test Date:2024-9-11

Range: 0 - 180DEG
Interval: 1.0DEG
Test System:EVERFINE GO-SPEX500_V1 SYSTEM V2.00.461
Humidity:65.0%
Test Distance:3.160m [K=1.0000]
Remarks: LAMP:BXRH-30G06T0-C-83 Ra:90
LENS:PM-1084C 50R
DRIVER:SC30W150-700CG-4 200mA
30minutes warm-up

AAI Figure

Test:U:220.17V I:0.0402A P:8.2347W PF:0.9270 Freq:49.99Hz Lamp Flux:802.29x1 lm		
NAME: 2319.226-UA-200	TYPE:	WEIGHT:
SPEC.: 3000K	DIM.:	SERIAL No.: 2409111194
MFR.: RISE	SUR.: 0.00113354m2	Shielding Angle:



Note:The Curves indicate the illuminated area and the average illumination when the luminaire is at different distance.

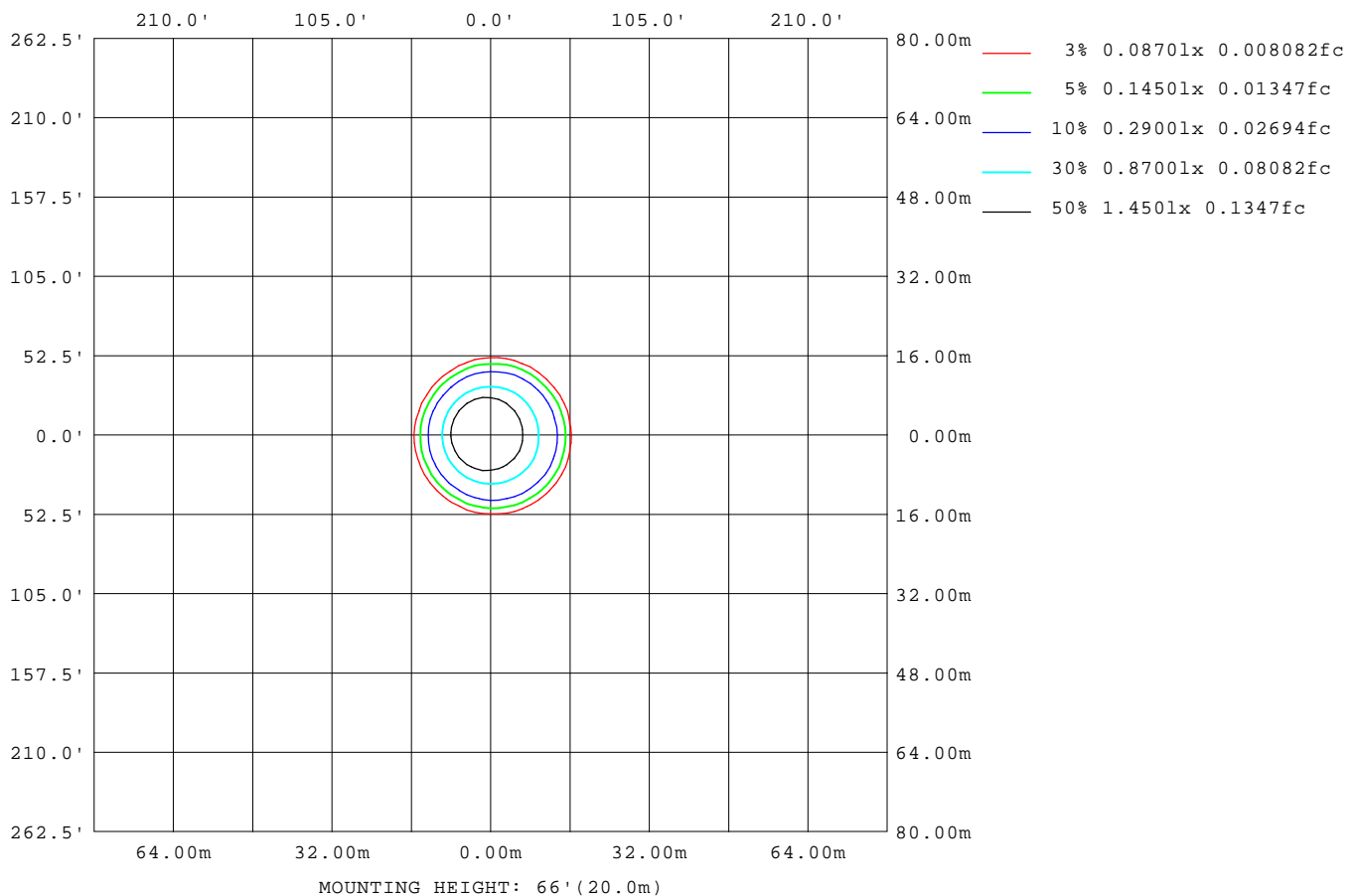
C Range: 0 - 360DEG
C Interval: 30.0DEG
Test Speed: HIGH
Temperature:25.3℃
Operators:zoe
Test Date:2024-9-11

Range: 0 - 180DEG
Interval: 1.0DEG
Test System:EVERFINE GO-SPEX500_V1 SYSTEM V2.00.461
Humidity:65.0%
Test Distance:3.160m [K=1.0000]
Remarks: LAMP:BXRH-30G06T0-C-83 Ra:90
LENS:PM-1084C 50R
DRIVER:SC30W150-700CG-4 200mA
30minutes warm-up



ISOLUX DIAGRAM

Test:U:220.17V I:0.0402A P:8.2347W PF:0.9270 Freq:49.99Hz Lamp Flux:802.29x1 lm		
NAME: 2319.226-UA-200	TYPE:	WEIGHT:
SPEC.: 3000K	DIM.:	SERIAL No.: 2409111194
MFR.: RISE	SUR.: 0.00113354m2	Shielding Angle:



C Range: 0 - 360DEG
C Interval: 30.0DEG
Test Speed: HIGH
Temperature: 25.3 °C
Operators: zoe
Test Date: 2024-9-11

Range: 0 - 180DEG
Interval: 1.0DEG
Test System: EVERFINE GO-SPEX500_V1 SYSTEM V2.00.461
Humidity: 65.0%
Test Distance: 3.160m [K=1.0000]
Remarks: LAMP: BXRH-30G06T0-C-83 Ra:90
LENS: PM-1084C 50R
DRIVER: SC30W150-700CG-4 200mA
30minutes warm-up

LED Avg.L Report

Test:U:220.17V I:0.0402A P:8.2347W PF:0.9270 Freq:49.99Hz Lamp Flux:802.29x1 lm		
NAME: 2319.226-UA-200	TYPE:	WEIGHT:
SPEC.: 3000K	DIM.:	SERIAL No.: 2409111194
MFR.: RISE	SUR.: 0.00113354m2	Shielding Angle:

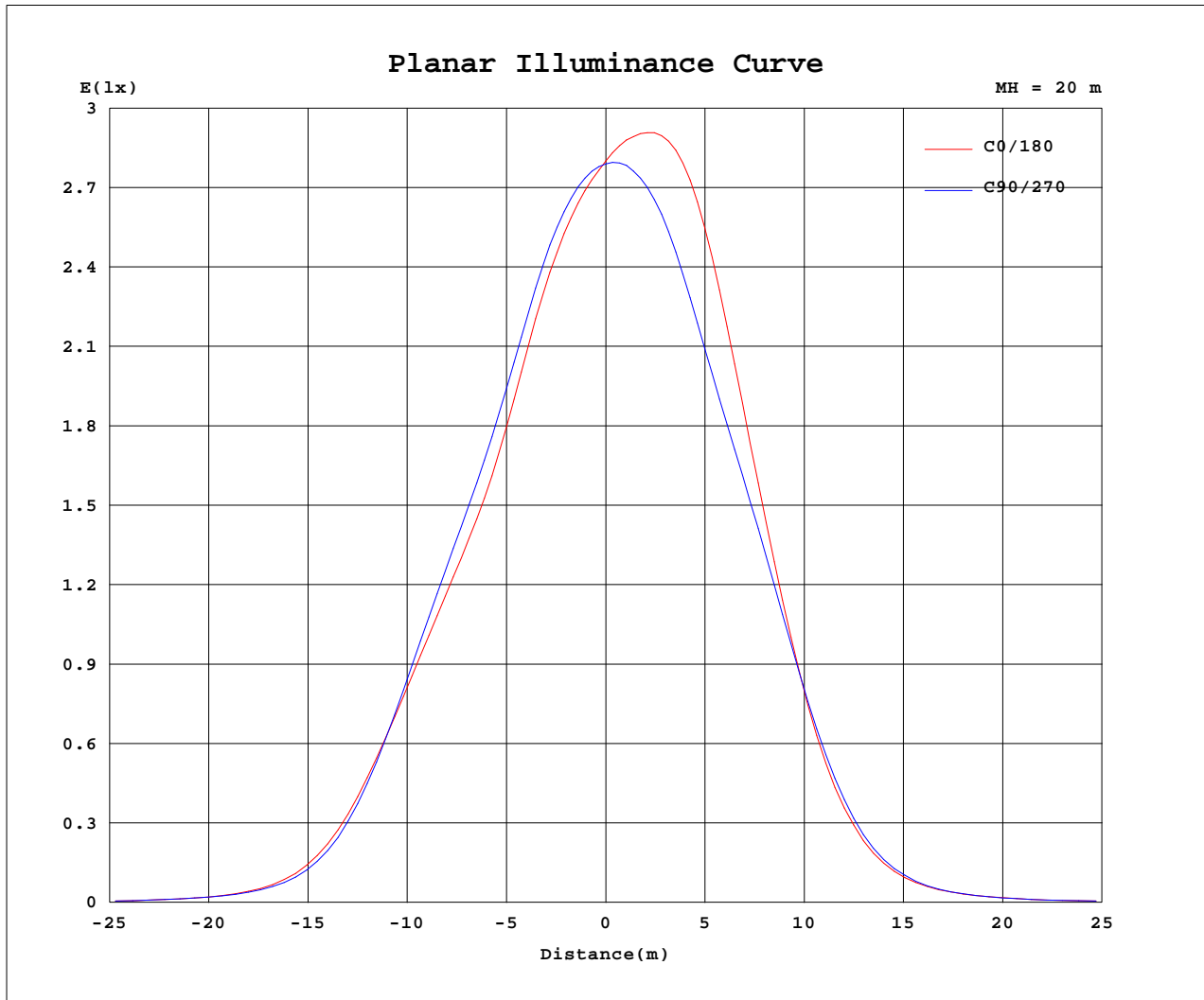
AvgL	cd/m2
L_0~180(65)av	563
L_0~180(75)av	165
L_0~180(85)av	143
L_90~270(65)av	523
L_90~270(75)av	159
L_90~270(85)av	141
L_45(65)av	527
L_45(75)av	145
L_45(85)av	90

Standard: GB/T 29293-2012

C Range: 0 - 360DEG
C Interval: 30.0DEG
Test Speed: HIGH
Temperature:25.3℃
Operators:zoe
Test Date:2024-9-11

Range: 0 - 180DEG
Interval: 1.0DEG
Test System:EVERFINE GO-SPEX500_V1 SYSTEM V2.00.461
Humidity:65.0%
Test Distance:3.160m [K=1.0000]
Remarks: LAMP:BXRH-30G06T0-C-83 Ra:90
LENS:PM-1084C 50R
DRIVER:SC30W150-700CG-4 200mA
30minutes warm-up

Planar Illuminance Curve



C Range: 0 - 360DEG
 C Interval: 30.0DEG
 Test Speed: HIGH
 Temperature: 25.3 °C
 Operators: zoe
 Test Date: 2024-9-11

Range: 0 - 180DEG
 Interval: 1.0DEG
 Test System: EVERFINE GO-SPEX500_V1 SYSTEM V2.00.461
 Humidity: 65.0%
 Test Distance: 3.160m [K=1.0000]
 Remarks: LAMP: BXRH-30G06T0-C-83 Ra:90
 LENS: PM-1084C 50R
 DRIVER: SC30W150-700CG-4 200mA
 30minutes warm-up



LUMINOUS DISTRIBUTION INTENSITY DATA

Test:U:220.17V I:0.0402A P:8.2347W PF:0.9270 Freq:49.99Hz Lamp Flux:802.29x1 lm		
NAME: 2319.226-UA-200	TYPE:	WEIGHT:
SPEC.: 3000K	DIM.:	SERIAL No.: 2409111194
MFR.: RISE	SUR.: 0.00113354m2	Shielding Angle:

Table--1

UNIT: cd

C(DEG) (DEG)	0	30	60	90	120	150	180	210	240	270	300	330						
0	1118	1118	1118	1118	1118	1118	1118	1118	1118	1118	1118	1118						
5	1044	1046	1057	1077	1111	1147	1172	1171	1146	1109	1076	1055						
10	921	928	939	973	1037	1121	1187	1182	1122	1031	964	933						
15	754	762	780	823	894	998	1079	1072	997	888	808	766						
20	626	642	655	686	731	789	834	837	799	731	677	639						
25	500	529	527	532	537	534	537	542	539	526	520	506						
30	335	363	347	328	302	280	267	265	274	290	314	327						
35	162	175	159	143	125	115	108	103	108	119	136	151						
40	60.7	64.1	59.4	54.1	48.6	46.8	43.6	40.7	41.5	45.5	51.0	55.9						
45	24.5	25.4	24.7	23.9	22.6	22.1	20.7	19.3	19.7	20.6	22.2	23.0						
50	11.8	12.0	12.1	12.0	11.8	11.5	10.8	10.3	10.4	10.7	11.2	11.3						
55	5.52	5.53	5.53	5.51	5.31	5.28	5.27	5.13	5.06	4.96	5.13	5.27						
60	1.83	1.84	1.83	1.77	1.72	1.82	1.83	1.77	1.71	1.57	1.55	1.73						
65	0.25	0.26	0.27	0.28	0.24	0.29	0.29	0.27	0.26	0.22	0.20	0.24						
70	0.09	0.09	0.08	0.08	0.08	0.08	0.07	0.07	0.07	0.07	0.07	0.08						
75	0.05	0.05	0.05	0.05	0.04	0.04	0.04	0.04	0.04	0.04	0.04	0.05						
80	0.03	0.02	0.02	0.03	0.02	0.02	0.03	0.02	0.02	0.02	0.02	0.02						
85	0.02	0.01	0.01	0.01	0.01	0.01	0.01	0.01	0.01	0.01	0.01	0.01						
90	0.00	0.00	0.00	0.00	0.00	0.00	0.00	0.00	0.00	0.00	0.00	0.00						
95	0.00	0.00	0.00	0.00	0.00	0.00	0.00	0.00	0.00	0.00	0.00	0.00						
100	0.00	0.00	0.00	0.00	0.00	0.00	0.00	0.00	0.00	0.00	0.00	0.00						
105	0.00	0.00	0.00	0.00	0.00	0.00	0.00	0.00	0.00	0.00	0.00	0.00						
110	0.00	0.00	0.00	0.00	0.00	0.00	0.00	0.00	0.00	0.00	0.00	0.00						
115	0.00	0.00	0.00	0.00	0.00	0.00	0.00	0.00	0.00	0.00	0.00	0.00						
120	0.00	0.00	0.00	0.00	0.00	0.00	0.00	0.00	0.00	0.00	0.00	0.00						
125	0.00	0.00	0.00	0.00	0.00	0.00	0.00	0.00	0.00	0.00	0.00	0.00						
130	0.00	0.00	0.00	0.00	0.00	0.00	0.00	0.00	0.00	0.00	0.00	0.00						
135	0.00	0.00	0.00	0.00	0.00	0.00	0.00	0.00	0.00	0.00	0.00	0.00						
140	0.00	0.00	0.00	0.00	0.00	0.00	0.00	0.00	0.00	0.00	0.00	0.00						
145	0.00	0.00	0.00	0.00	0.00	0.00	0.00	0.00	0.00	0.00	0.00	0.00						
150	0.00	0.00	0.00	0.00	0.00	0.00	0.00	0.00	0.00	0.00	0.00	0.00						
155	0.00	0.00	0.00	0.00	0.00	0.00	0.00	0.00	0.00	0.00	0.00	0.00						
160	0.00	0.00	0.00	0.00	0.00	0.00	0.00	0.00	0.00	0.00	0.00	0.00						
165	0.00	0.00	0.00	0.00	0.00	0.00	0.00	0.00	0.00	0.00	0.00	0.00						
170	0.00	0.00	0.00	0.00	0.00	0.00	0.00	0.00	0.00	0.00	0.00	0.00						
175	0.00	0.00	0.00	0.00	0.00	0.00	0.00	0.00	0.00	0.00	0.00	0.00						
180	0.00	0.00	0.00	0.00	0.00	0.00	0.00	0.00	0.00	0.00	0.00	0.00						

C Range: 0 - 360DEG
C Interval: 30.0DEG
Test Speed: HIGH
Temperature:25.3℃
Operators:zoe
Test Date:2024-9-11

Range: 0 - 180DEG
Interval: 1.0DEG
Test System:EVERFINE GO-SPEX500_V1 SYSTEM V2.00.461
Humidity:65.0%
Test Distance:3.160m [K=1.0000]
Remarks: LAMP:BXRH-30G06T0-C-83 Ra:90
LENS:PM-1084C 50R
DRIVER:SC30W150-700CG-4 200mA
30minutes warm-up